

Fig. 3(a). The effect of pressure on the spectra of color centers in KCl: 1% AgCl, Part 1.

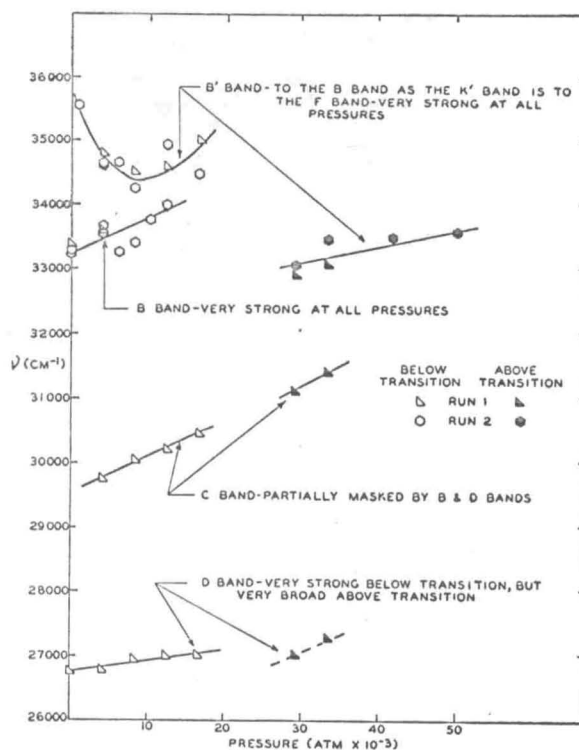


Fig. 4(a). The effect of pressure on the spectra of color centers in KBr: 0.1% AgBr, Part 1.

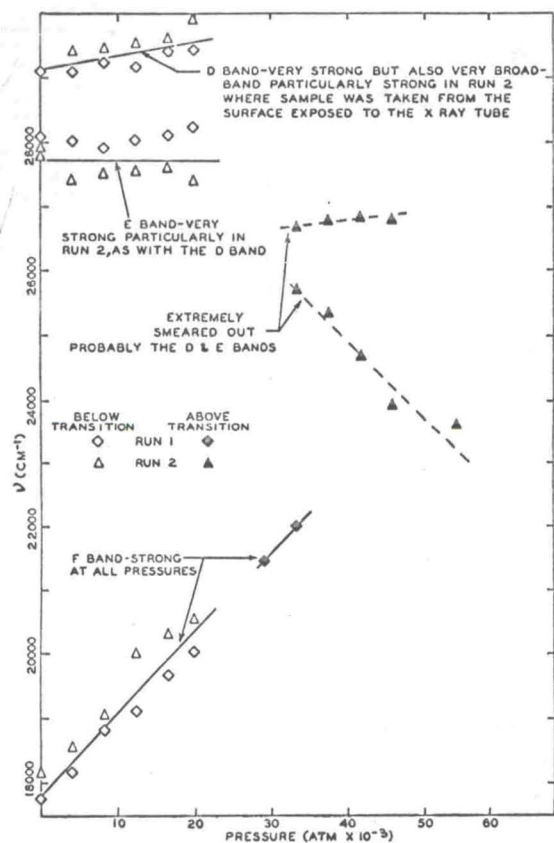


Fig. 3(b). The effect of pressure on the spectra of color centers in KCl: 1% AgCl, Part 2.

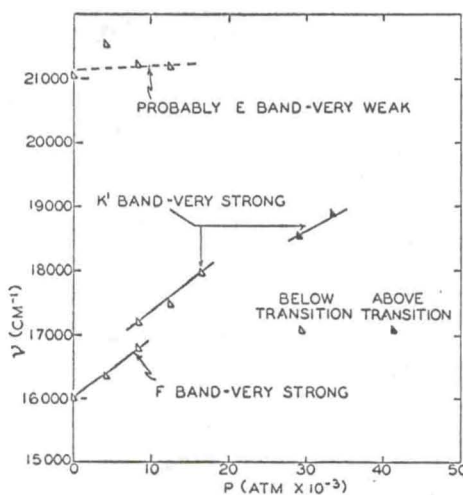


Fig. 4(b). The effect of pressure on the spectra of color centers in KBr: 0.1% AgBr, Part 2.

RESULTS

a. A Center

The data on this band are scanty and of very poor quality, due to the band's location far into the ultraviolet. The shift with increasing pressure appears to be slightly to lower energy. This is consistent with the generally held conclusion that this is a hole phenomenon, (that is, a phenomenon associated with the ab-